

**Result DRESSAGE + MARATHON**





1H M FEI Horse Single Marathon													
Rk	CNo	Driver	Nation	Dressage		A	T	Marathon			Rank	D + M	
				Pts	Rank			B	Obst	Total		Pts	Rank
1	42	Nifty Hamilton	USA	54.04	1	0.00	0.00	0.00	100.60	100.60	1	154.64	1
2	40	Jennifer Thompson	USA	56.22	2	0.00	0.00	0.00	102.33	102.33	3	158.55	2
3	37	Donna Crookston	USA	64.83	5	0.00	0.00	0.00	100.91	100.91	2	165.74	3
4	39	Margaret Shenker	USA	57.22	3	0.00	0.00	0.00	113.91	113.91	5	171.13	4
5	36	Bettina Scherer	USA	60.47	4	0.00	0.00	0.00	110.70	110.70	4	171.17	5
6	38	Robert Kent Brownridge	USA	74.21	6	0.00	0.00	0.00	123.97	123.97	6	198.18	6

1P M FEI Pony Single Marathon													
Rk	CNo	Driver	Nation	Dressage		A	T	Marathon			Rank	D + M	
				Pts	Rank			B	Obst	Total		Pts	Rank
1	34	Jennifer Keeler	USA	50.91	1	0.00	0.00	0.00	93.58	93.58	1	144.49	1
2	30	Leslie Berndl	USA	51.38	2	0.00	0.00	0.00	102.07	102.07	3	153.45	2
3	35	Taylor Bradish	USA	68.79	5	0.00	0.00	0.00	99.09	99.09	2	167.88	3
4	32	Barbara Chapman	USA	64.95	3	0.00	0.00	10.00	110.74	120.74	4	185.69	4
5	31	Denise Hinder	USA	65.90	4	0.00	0.00	0.00	126.89	126.89	6	192.79	5
6	33	Hilary Mroz-Blythe	USA	76.87	6	0.00	0.00	0.00	121.19	121.19	5	198.06	6






2H M FEI Horse Pair Marathon													
Rk	CNo	Driver	Nation	Dressage		A	T	Marathon			Rank	D + M	
				Pts	Rank			B	Obst	Total		Pts	Rank
1	50	Steve Wilson	USA	58.77	2	0.00	0.00	0.00	124.94	124.94	1	183.71	1
2	48	Darryl Billing	CAN	63.56	3	0.00	0.00	0.00	136.67	136.67	2	200.23	2
3	47	Paul Grippa	USA	80.28	4	0.00	0.00	0.00	141.87	141.87	3	222.15	3
4	49	James Miller	USA	53.91	1	0.00	0.00	0.00	EL	-	4	-	4

2P M FEI Pony Pair Marathon													
Rk	CNo	Driver	Nation	Dressage		A	T	Marathon			Rank	D + M	
				Pts	Rank			B	Obst	Total		Pts	Rank



1	45	<b>Katie Whaley</b>	USA 	68.89	4	0.00	0.00	0.00	99.93	99.93	1	<b>168.82</b>	<b>1</b>
2	46	<b>Mary Phelps</b>	USA 	63.56	2	0.00	0.00	0.00	109.13	109.13	2	<b>172.69</b>	<b>2</b>
3	43	<b>Carina Crawford</b>	CAN 	52.31	1	0.00	0.00	0.00	127.95	127.95	4	<b>180.26</b>	<b>3</b>
4	44	<b>Keady Cadwell</b>	USA 	65.63	3	0.00	0.00	0.00	121.54	121.54	3	<b>187.17</b>	<b>4</b>



### 4H M FEI Horse Team Marathon

Rk	CNo	Driver	Nation	Dressage		A	T	Marathon			D + M		
				Pts	Rank			B	Obst	Total	Rank	Pts	Rank
1	55	<b>Chester C. Weber</b>	USA 	38.26	1	0.00	0.00	0.00	126.31	126.31	1	<b>164.57</b>	<b>1</b>
2	53	<b>Misdee Wrigley-Miller</b>	USA 	43.45	2	0.00	0.00	0.00	142.69	142.69	2	<b>186.14</b>	<b>2</b>
3	54	<b>Allison Stroud</b>	USA 	57.77	3	0.00	0.00	0.00	147.14	147.14	3	<b>204.91</b>	<b>3</b>
4	56	<b>Paul Maye</b>	USA 	68.43	4	0.00	0.00	0.00	147.87	147.87	4	<b>216.30</b>	<b>4</b>
5	52	<b>Gerben Steenbeek</b>	CAN 	70.96	5	0.00	0.00	0.00	EL	-	5	-	<b>5</b>

### I1H M Intermediate Horse Single Marathon

Rk	CNo	Driver	Nation	Dressage		A	T	Marathon			D + M		
				Pts	Rank			B	Obst	Total	Rank	Pts	Rank
1	13	<b>Deborah M. Egan</b>	USA 	48.01	1	0.00	0.00	0.00	107.85	107.85	2	<b>155.86</b>	<b>1</b>
2	19	<b>Jordan Vincent Laplaca</b>	USA 	70.22	7	0.00	0.00	0.00	99.25	99.25	1	<b>169.47</b>	<b>2</b>
3	16	<b>Ellen Epstein</b>	USA 	56.44	2	0.00	0.00	0.00	121.26	121.26	7	<b>177.70</b>	<b>3</b>
4	20	<b>Bill Allen</b>	USA 	70.77	8	0.00	0.00	0.00	111.38	111.38	3	<b>182.15</b>	<b>4</b>
5	18	<b>Sigrid Edwards</b>	USA 	57.76	3	0.00	2.25	0.00	124.60	126.85	8	<b>184.61</b>	<b>5</b>
6	21	<b>Susan Van Huis</b>	USA 	69.66	6	0.00	0.00	0.00	115.39	115.39	5	<b>185.05</b>	<b>6</b>
7	14	<b>Bob Giles</b>	USA 	71.68	9	0.00	0.00	5.00	110.42	115.42	6	<b>187.10</b>	<b>7</b>
8	17	<b>Susan K. Osborne</b>	USA 	76.20	10	0.00	0.00	0.00	112.73	112.73	4	<b>188.93</b>	<b>8</b>
9	15	<b>Norma Katz</b>	USA 	62.42	4	0.00	0.00	0.00	144.96	144.96	9	<b>207.38</b>	<b>9</b>
10	12	<b>Marcus Holzinger</b>	USA 	65.48	5	0.00	0.00	0.00	RT	-	10	-	<b>10</b>





### I1P M Intermediate Pony Single Marathon

Rk	CNo	Driver	Nation	Dressage		A	T	Marathon			D + M		
				Pts	Rank			B	Obst	Total	Rank	Pts	Rank
1	8	<b>Janelle Marshall</b>	USA 	53.09	1	0.00	0.00	0.00	88.91	88.91	2	<b>142.00</b>	<b>1</b>
2	1	<b>Jennifer Keeler</b>	USA 	60.47	6	0.00	0.00	0.00	88.12	88.12	1	<b>148.59</b>	<b>2</b>






3	4	<b>Kristin Whittington</b>	USA 	57.83	5	0.00	0.00	0.00	98.03	98.03	3	<b>155.86</b>	<b>3</b>
4	11	<b>Bob Koopman</b>	USA 	55.88	2	0.00	0.00	0.00	100.26	100.26	5	<b>156.14</b>	<b>4</b>
5	6	<b>Jada Neubauer</b>	USA 	56.78	3	0.00	0.00	0.00	99.79	99.79	4	<b>156.57</b>	<b>5</b>
6	5	<b>Dana Diemer</b>	USA 	60.82	7	0.00	0.00	0.00	103.87	103.87	6	<b>164.69</b>	<b>6</b>
7	10	<b>Deborah Lawrence</b>	USA 	62.63	8	0.00	0.00	0.00	107.88	107.88	8	<b>170.51</b>	<b>7</b>
8	3	<b>Jackie Kane</b>	USA 	66.60	10	0.00	0.00	0.00	107.69	107.69	7	<b>174.29</b>	<b>8</b>
9	9	<b>Nancy B. Dimick</b>	USA 	63.19	9	0.00	0.00	0.00	114.07	114.07	9	<b>177.26</b>	<b>9</b>
10	2	<b>Cynthia Doll</b>	USA 	57.34	4	0.00	0.00	0.00	121.47	121.47	11	<b>178.81</b>	<b>10</b>
11	7	<b>Liz Murray</b>	USA 	84.97	11	0.00	0.00	0.00	119.83	119.83	10	<b>204.80</b>	<b>11</b>


### I2H M Intermediate Horse Pair Marathon

Rk	CNo	Driver	Nation	Dressage		Marathon					D + M		
				Pts	Rank	A	T	B	Obst	Total	Rank	Pts	Rank
1	25	<b>Avery Wilson</b>	USA 	56.99	2	0.00	0.00	0.00	108.09	108.09	1	<b>165.08</b>	<b>1</b>
2	27	<b>Tom Warriner</b>	USA 	64.50	3	0.00	0.00	0.00	113.42	113.42	3	<b>177.92</b>	<b>2</b>
3	28	<b>Scott Adcox</b>	USA 	70.84	4	0.00	0.00	0.00	111.82	111.82	2	<b>182.66</b>	<b>3</b>
4	26	<b>Robert Burrows</b>	USA 	53.23	1	0.00	0.00	0.00	149.36	149.36	4	<b>202.59</b>	<b>4</b>

### I2P M Intermediate Pony Pair Marathon

Rk	CNo	Driver	Nation	Dressage		Marathon					D + M		
				Pts	Rank	A	T	B	Obst	Total	Rank	Pts	Rank
1	24	<b>(Boots) Esther R. Wright</b>	USA 	47.94	1	0.00	0.00	0.00	113.17	113.17	1	<b>161.11</b>	<b>1</b>
2	23	<b>Phillip Odden</b>	USA 	61.59	3	0.00	0.00	0.00	126.95	126.95	2	<b>188.54</b>	<b>2</b>
3	22	<b>Eleanor Parkes</b>	USA 	60.47	2	0.00	0.00	0.00	EL	-	3	-	<b>3</b>

### I4H M Intermediate Horse Team Marathon

Rk	CNo	Driver	Nation	Dressage		Marathon					D + M		
				Pts	Rank	A	T	B	Obst	Total	Rank	Pts	Rank
1	29	<b>Jean Thornton</b>	USA 	73.63	1	0.00	0.00	0.00	185.06	185.06	1	<b>258.69</b>	<b>1</b>

Signature President of the Jury: ..... Anne-Marie Turbe (FRA)

